

POLİSAN HOLDİNG A.Ş. CDP 2017 Climate Change Feedback Chart

This feedback chart presents the score POLİSAN HOLDİNG A.Ş. received for CDP's 2017 climate change questionnaire. The score is benchmarked against peer companies from the Materials sector and the Chemicals industry. A breakdown of the score into categories of different areas of management, is presented on the reverse.

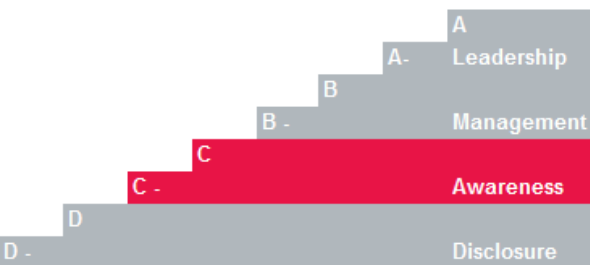
POLİSAN HOLDİNG A.Ş. 2017 score

C

POLİSAN HOLDİNG A.Ş. Score Level

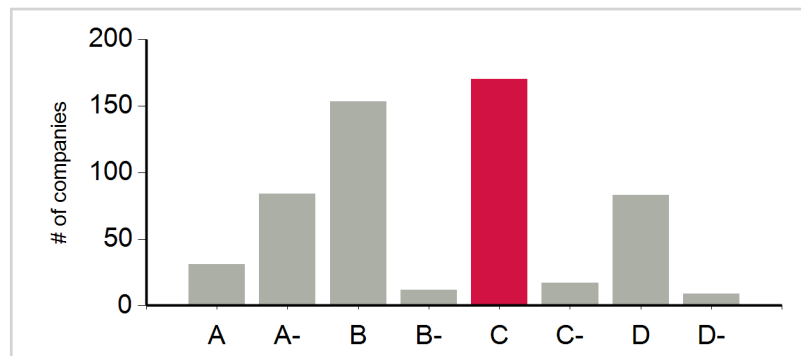
Awareness

Score Levels



F: Failure to provide sufficient information to CDP to be evaluated for this purpose

Sector benchmark



Score summary statement

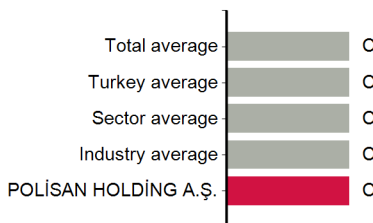
Companies at Awareness level have started to implement changes to business strategy, reducing emissions or identifying risks and opportunities. POLİSAN HOLDİNG A.Ş. provided a comprehensive disclosure on environmental issues. Greater investigation of how climate change relates to the business is needed to allow further management actions to be taken.

The bar chart above shows the count of scores achieved by sector peers in the Materials sector. The band of POLİSAN HOLDİNG A.Ş. is coloured red

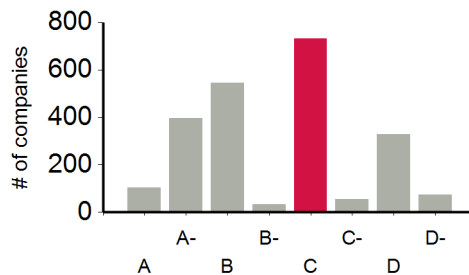
Benchmarking 2017 climate change scores:

Average CDP scores

Final score



POLİSAN HOLDİNG A.Ş. overall benchmark



POLİSAN HOLDİNG A.Ş. achieved a C, which is the score 32% of companies responding to CDP achieved, and 32% of companies within Materials sector. Companies scoring a C find themselves within the 80% lowest scoring companies, and within the 77% highest scoring companies in their sector. On the chart on the far left, the score POLİSAN HOLDİNG A.Ş. achieved is benchmarked against average scores within its sector, sample and industry, and against the overall average score. The graph on the left shows the score distribution of all companies responding to CDP in 2017.

POLİSAN HOLDİNG A.Ş. reported the following information:

Targets have not been verified by SBTi
 An internal price of carbon is not in use
 A climate change risk process has been implemented
 The CDSB framework is not used in reporting response to climate change

Scope 1 emissions are disclosed
 Scope 2 emissions are disclosed
 The highest responsibility for climate change lies with senior management
 There is engagement with value chain

Next Steps

CDP responses are scored by CDP's scoring partner organisations, using the [CDP Climate Change Scoring methodology](#)

[Read more on responding to CDP here and find out how other companies responded](#)

[CDP's services](#) help improve climate change performance

[Find out more about our campaigns](#)

[Learn more about the SBTi](#) and set a science based target for your organisation

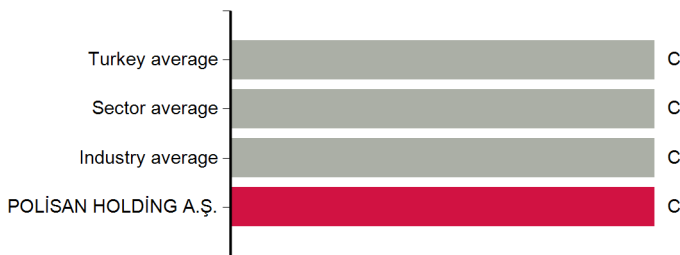
[Find out more about CDP's Water and Forest programs, as well as about the Supply Chain program](#)

Climate Change breakdown: category scores

Category scores provide one score for a group of questions with similar subject matter. They can be used to identify areas of strength and areas for improvement. **Please note that your category score will never be of a higher level than your overall score.**

Emissions Management

Measures the extent to which the company measures and manages its emissions

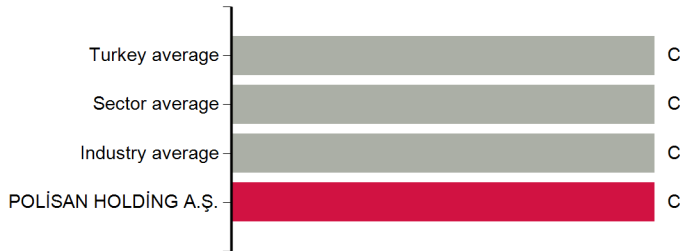


Emissions Management status

An Awareness score in the emissions management section indicates completeness of the response. The company provided a comprehensive report on its emissions, emissions targets and energy use. Better targets and emissions reduction activities might be needed to progress to the next level, as well as more detailed Scope 3 emissions information.

Governance and Strategy

Measures the extent to which the company has policies and structures in place to actively manage climate change strategically

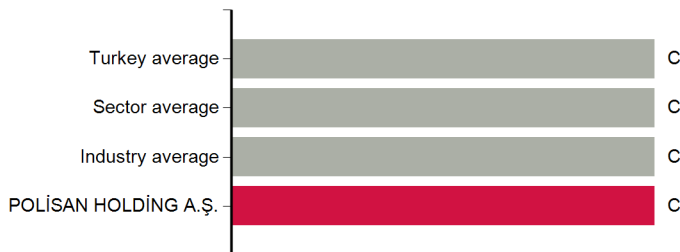


Governance and Strategy status

An Awareness score suggests that the company has provided a complete response covering the company's strategy on climate change, where responsibility lies, how it communicates on environmental issues and how it interacts with its value chain. To move to Management level, a more detailed response on how climate change is integrated into the business strategy and on the company's policy engagement may be necessary.

Risk and Opportunity management

Measures the ability to comprehensively assess climate change related risks and opportunities



Risk and Opportunity Management status

An Awareness score in this section indicates completeness of the response. The company has provided adequate information regarding the risks and opportunities stemming from climate change. In order to progress to the next level, a more company-specific description of those risks and opportunities might be necessary, or a more detailed explanation of why certain risks or opportunities were not deemed relevant to the company.

Verification

Measures the quality of the third party verification of emissions

Verification status

POLİSAN HOLDİNG A.Ş. failed to submit third party verification statements for Scope I or Scope II. Verification is best practice and gives the response more accuracy, demonstrating the credibility of emissions data reported.

Not all companies requested to respond to CDP do so. Companies who are requested to disclose their data and fail to do so, or fail to provide sufficient information to CDP to be evaluated will receive an F. An F does not indicate a failure in environmental stewardship.